


1 EXISTING PLAN - GROUND FLOOR



## Modern Concepts by Design

Phone: 0499 449 910 Email: linda@modernconcepts.com.au

Address: Gumdale, Brisbane, QLD

Website: [www.modernconcepts.com.au](http://www.modernconcepts.com.au)

ABN: 47 606 554 561

### DESIGN CLAUSES:

1. No dimensions are to be scaled from this drawing. All dimensions are in millimetres.
2. This drawing is to be read in conjunction with all relevant other drawings, details and specifications.
3. All levels and setting out given on this drawing are to be confirmed on site by the contractor prior to commencement of the works and any discrepancies forwarded to the Project Director as a matter of urgency.
4. This drawing is subject to Copyright Laws and under no circumstances may it be replicated/traced without written consent.

Client Name:

**FOLLOWMONT TRANSPORT**

Project Location:

**45 TAYLOR PLACE, EAGLE FARM QLD 4009**

Designed By:

**LINDA SWANEPOEL**

Sheet Name:

**EXISTING PLAN  
GROUND FLOOR**

Sheet Number:

**1000**

Drawing Scale:

**1 : 100 @ A1**

## CONCEPT ISSUE

ISSUE

CLIENT ISSUE  
CLIENT ISSUE

DATE


18/02/2022  
24/02/2022

REVISION

REVISION A  
REVISION B



1 EXISTING PLAN - LEVEL 1



Modern Concepts by Design

Phone: 0499 449 910 Email: linda@modernconcepts.com.au  
Address: Gumdale, Brisbane, QLD  
Website: [www.modernconcepts.com.au](http://www.modernconcepts.com.au)  
ABN: 47 606 554 561

DESIGN CLAUSES:  
1. No dimensions are to be scaled from this drawing. All dimensions are in millimetres.  
2. This drawing is to be read in conjunction with all relevant other drawings, details and specifications.  
3. All levels and setting out given on this drawing are to be confirmed on site by the contractor prior to commencement of the works and any discrepancies forwarded to the Project Director as a matter of urgency.  
4. This drawing is subject to Copyright Laws and under no circumstances may it be replicated/traced without written consent.

Client Name:  
FOLLOWMONT TRANSPORT

Project Location:  
45 TAYLOR PLACE, EAGLE FARM QLD 4009

Designed By:  
LINDA SWANEPOEL

Sheet Name:  
EXISTING PLAN  
LEVEL 1

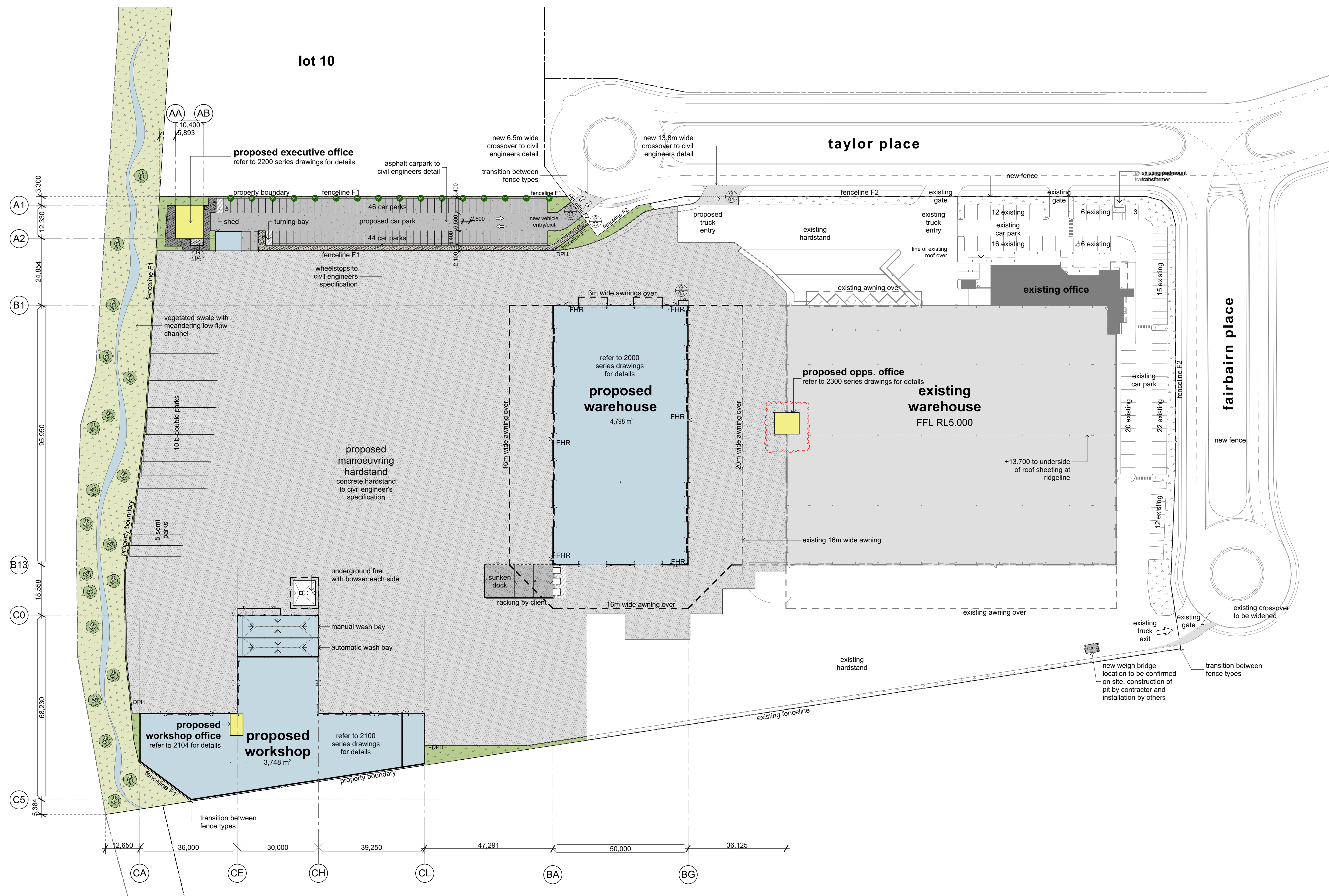
Sheet Number:  
1001

Drawing Scale:  
1 : 100 @ A1

CONCEPT ISSUE

ISSUE	DATE	REVISION
CLIENT ISSUE	18/02/2022	REVISION A
CLIENT ISSUE	24/02/2022	REVISION B





floor legend	
B	bollard as scheduled
BAL	balustrade as scheduled
BR	bike rack as scheduled
COL	column - size and detail to structural engineer's specification and details
DB	distribution board to electrical engineer's specification
DF	drink fountain as scheduled
DPH	dual pillar hydrant to hydraulic engineer's specification
DPP	downpipe protector as scheduled
EM	entry mat as scheduled
ESH	eyewash and shower as scheduled
FHR	fire hose reel to hydraulic engineer's specification
F1	fence type 1 as scheduled
F2	fence type 2 as scheduled
HR1	hand rail as scheduled
HWT	hand wash trough
MSB	main switchboard to electrical engineer's specification
PCP	precast concrete panel
RWT	rainwater tank as scheduled

issue	date	revision
3	26/03/15	relocation of opps office
2	05/11/14	relocated fuel bay
1	20/10/14	CONSTRUCTION ISSUE

CONSTRUCTION  
ISSUE



lot 4 and 9

1407

